

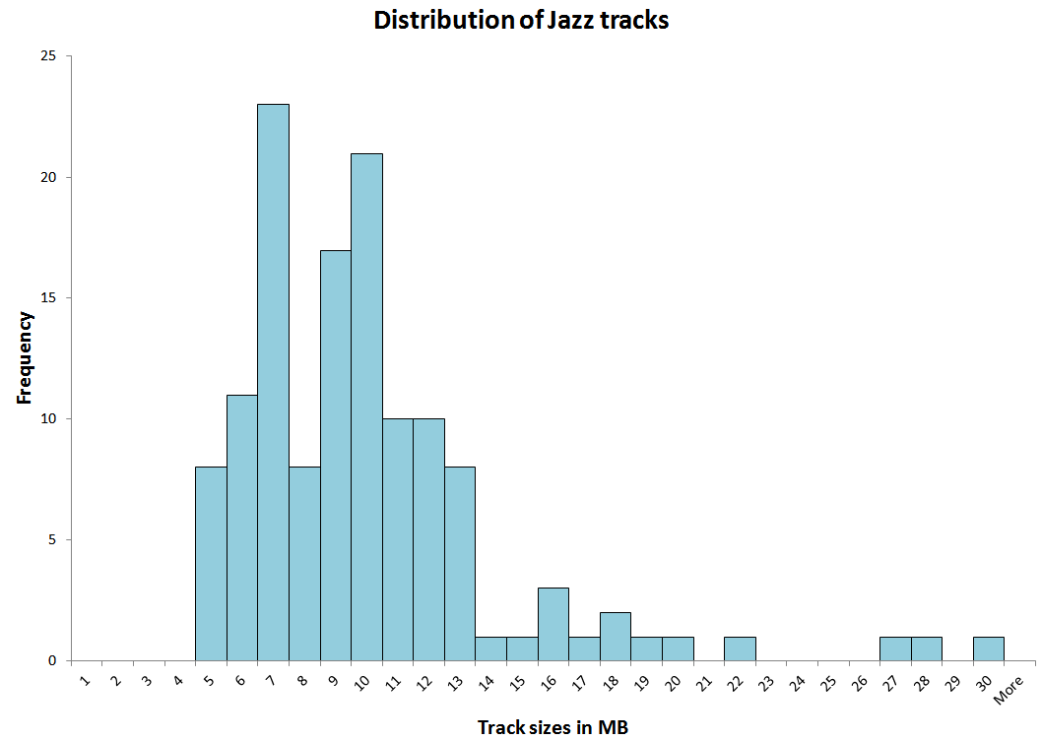
Bertelsmann-Udacity Data
Foundations Nanodegree Program
3rd Data Science Project

Selma Yildirim

September 24, 2018

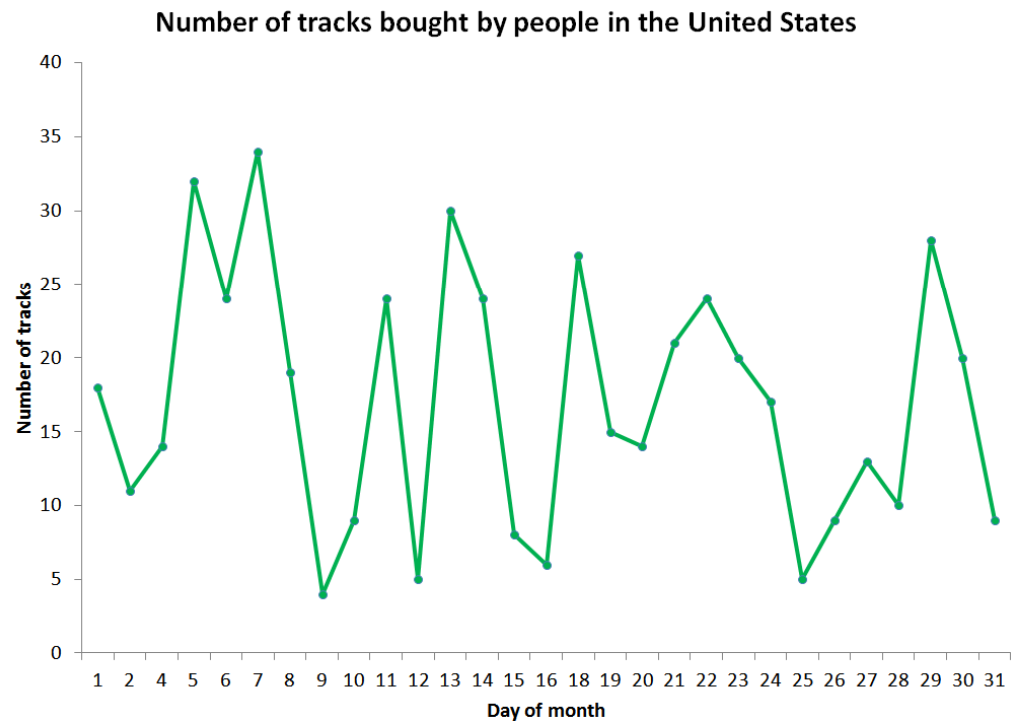
What is the distribution of Jazz tracks that are smaller than the average size of all tracks?

- The distribution of the size of Jazz tracks that are smaller than the average size of all tracks (i.e., 33.5 MB) is right-skewed with mean 9.49 MB and median 8.94 MB.
- Mean is greater than the median since the data is right skewed.



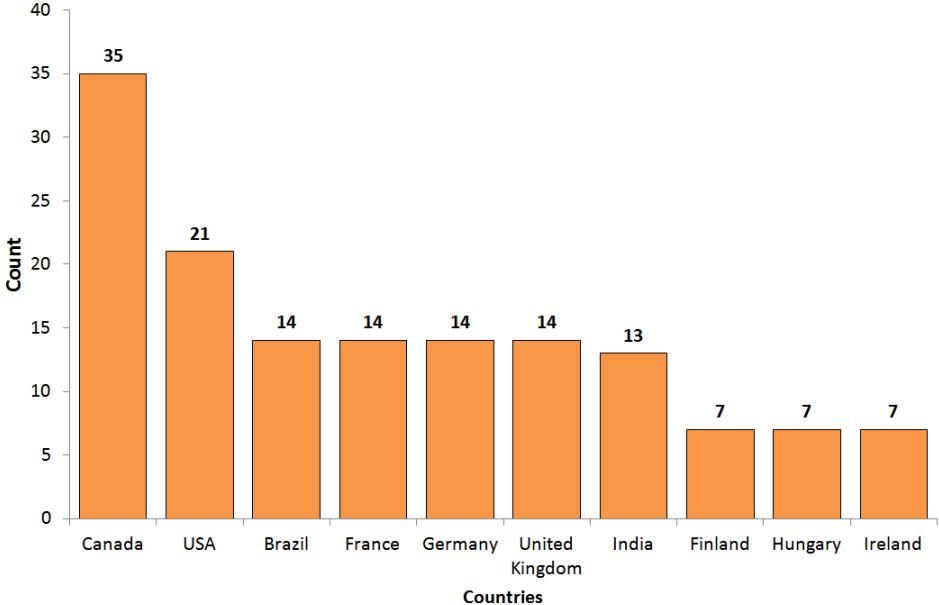
Which country bought the most tracks? Is there are particular trend for the number of tracks bought in any month by customers who lives in this country?

- Most number of tracks were bought by customers who lived in the United States, followed by Canada and Brazil.
- While there is no general trend for the number of tracks sold in any month, it seems like these customers tend to buy more every seven days. There is also a spike around the middle of the month and at end of the month.
- This pattern could be related to the fact that these customers got paid weekly, bi-monthly or monthly but a further exploration is needed before making such conclusion.



Which salesperson brought more money when selling tracks? Which countries that he/she served most?

Countries that Employee 3 serves



- Total amount that each of the three Sales Support agents sold is given in the following table. It is clear that Employee 3 brought more money with a total of 833.04\$ than other salespersons.

Employee Id	Total Amount Sold
3	833.04\$
4	775.40\$
5	720.16\$

- Employee 3 sold tracks to customers in Canada and USA most, with 35 and 21 invoices, respectively.

Who is the most popular artist? In which month they sold most?

- The most popular artist is Iron Maiden, who sold 213 tracks, followed by U2 and Led Zeppelin with 135 and 114 tracks, respectively.
- January was the month when customers bought most Iron Maiden tracks.
- On a side note, no Iron Maiden tracks were sold in February, March, August or November.

